

AMERICAN FYRE DESIGNS™

outdoor products collection

American Fyre Designs™ • 2026 Product Catalog • RH Peterson Co.

RH PETERSON co.







AMERICAN FYRE DESIGNS™

Outdoor Products Collection

Homeowners all over the country have come to realize the allure of fire in their backyards. Fire brings warmth, glow and serenity, encouraging us to relax and unwind. An American Fyre Designs™ exterior fire feature will anchor your outdoor living space and turn your patio into an outdoor sanctuary inviting conversation that flows well into the night – even when there is chill in the air.

From Fireplaces perfect for cuddling up under the stars, to Firetables ideal for entertaining, each product is expertly crafted from innovative glass fiber reinforced concrete (GFRC). GFRC derives its strength from portions of alkali-resistant glass fiber and acrylic polymer blended into durable concrete to withstand the outdoor elements. Modularly constructed for easy assembly, American Fyre Designs™ products are an elegant addition to any outdoor area.

American Fyre Designs™ products are available in a variety of styles, colors and textures to complement any décor. Warm your outdoor living area with American Fyre Designs™.

Fireplaces

Create enticing outdoor ambiance with an American Fyre Designs™ Outdoor Fireplace. Expertly handcrafted from innovative glass fiber reinforced concrete (GFRC), a variety of styles, finishes, and options are available to select the right fireplace for you. Most fireplaces are available in vent-free versions which permit you to locate your fireplace in a lanai or other covered outdoor area.



Feature Highlights

- Modularly constructed as easy-to-assemble components
- Exterior may be recessed on most fireplaces to accommodate field cladding in tile, stone, or other veneer
- Most fireplaces available as Vented or Vent-Free
- All Vent-Free fireplaces are blocked at the top and throat of the firebox
- Most Fireplaces include herringbone firebox liners (excluding Milan models)

Pictured above: Milan Tall Linear Fireplace (211-TA-N-BA-M8xC) in Black Lava Finish and Gold Reflective Fyre Glass.



Milan Tall Linear Fireplace

Model shown: **211-TA-N-BA-H8xC** // Finish: BA, Black Lava

| MODEL # | CONTROL VALVE | NG (Btu) | LP (Btu) |
|-------------------------|------------------------------------|----------|----------|
| 211-TA-N-xx-M8xC | Manual Flame Sensing | 65,000 | 65,000 |
| 211-TA-N-xx-H8xC | FyreStarter Bluetooth [†] | 65,000 | 65,000 |

- Dimensions: 72" w x 16" d x 60" h
- 48" linear stainless steel burner



Milan Low Linear Fireplace

Model shown: **211-LO-N-CB-M8xC** // Finish: CB, Café Blanco

| MODEL # | CONTROL VALVE | NG (Btu) | LP (Btu) |
|-------------------------|------------------------------------|----------|----------|
| 211-LO-N-xx-M8xC | Manual Flame Sensing | 65,000 | 65,000 |
| 211-LO-N-xx-H8xC | FyreStarter Bluetooth [†] | 65,000 | 65,000 |

- Dimensions: 72" w x 16" d x 44" h
- 48" linear stainless steel burner



Grand Phoenix Fireplace

Model shown: **818-05-N-CB-RBC*** // Finish: CB, Café Blanco

| MODEL # | DESCRIPTION |
|------------------------|---------------------|
| 818-05-x-xx-RBC | Vented Fireplace |
| 118-05-x-xx-RBC | Vent-Free Fireplace |

- Dimensions: **113" w x 36" d x 87" h**
- Includes Extended Bullnose Hearth



Phoenix Fireplace

Model shown: **017-01-N-SM-RBC*** // Finish: SM, Smoke

| MODEL # | DESCRIPTION |
|------------------------|---------------------|
| 017-xx-x-xx-RBC | Vented Fireplace |
| 117-xx-x-xx-RBC | Vent-Free Fireplace |

- Dimensions: **65" w x 36" d x 87" h**
- Pictured with 16" Radiused Bullnose Hearth



Mariposa Fireplace

Model shown: **073-01-N-CB-RBC*** // Finish: CB, Café Blanco

| MODEL # | DESCRIPTION |
|------------------------|---------------------|
| 073-xx-x-xx-RBC | Vented Fireplace |
| 173-xx-x-xx-RBC | Vent-Free Fireplace |

- Dimensions: **65" w x 36" d x 67" h**
- Pictured with 16" Radiused Bullnose Hearth



Contractor's Model Fireplace

Model shown: **040-11-A-WC-RBC*** // Finish: WC, White Concrete

| MODEL # | DESCRIPTION |
|------------------------|---------------------|
| 040-11-A-WC-RBC | Vented Fireplace |
| 140-11-A-WC-RBC | Vent-Free Fireplace |

- Dimensions: **67" w x 37" d x 96" h**
- Add your own stone veneer for a custom look
- Available in White Concrete (WC) only



Contractor's Model w/ Moulding

Model shown: **045-11-A-WC-RBC*** // Finish: WC, White Concrete

| MODEL # | DESCRIPTION |
|------------------------|---------------------|
| 045-11-A-WC-RBC | Vented Fireplace |
| 145-11-A-WC-RBC | Vent-Free Fireplace |

- Dimensions: **67" w x 37" d x 91" h**
- Add your own stone veneer for a custom look
- Available in White Concrete (WC) Only



Mariposa Fireplace with stacked stone veneer

Recessed Option

Fireplaces may be ordered with recessed hearth and/or body to accommodate field cladding in tile, stone, or other veneer. These recessed vertical surfaces are unfinished.

*Vented models shown. See local dealer for information on Vent-Free Fireplaces.

Fireplace venting options **V** = Vented **VF** = Vent Free

Firetables

Our Firetables create the perfect ambiance for enjoying an outdoor meal or cocktail while also keeping you warm from the evening chill.

Fuel options include Natural Gas or self-contained Propane tank (most include a removable door to house a 5 gallon Propane tank inside).

Feature Highlights

- Handcrafted from innovative Glass Fiber Reinforced Concrete (GFRC)
- Stainless steel burners
- Optional 110V FyreStarter Bluetooth Control (Available on Contempo, Iron Saddle, Legend, Cosmopolitan, Calais Oval, & Milan firetables only)
- Manual Flame Sensing Control Valve
- Access door with Tank Retention Frame to accommodate a 5 gal. LP tank inside the unit (Excluding Contempo, Iron Saddle, Legend, Calais, & Milan Firetables)
- Adjustable flame height for comfortable dining
- Available for Natural Gas or Propane (Propane only on Contempo LP Select)

Glass Wind Guards

Available for most Firetables (see pg. 26)





FyreStarter Bluetooth Control

This convenient new ON/OFF-High/Low electronic system allows you to use your smart phone to control your American Fyre Designs fire feature. Just download the app and you're ready to go. Or manually control at the appliance. Also included are, two USB ports (A & C) for easy charging of phones, outdoor speakers and more.



Manual Flame Sensing Control System

Manual battery-powered spark igniter, thermocouple equipped control with flame sensing recognition and manual flame height adjustment; if the thermocouple does not sense the presence of flame the gas will shut off regardless of valve position.



Contempo Square Firetable*

Model shown: **784-SM-11-M2xC** // Finish: SM, Smoke

| MODEL # | CONTROL VALVE | NG (Btu) | LP (Btu) |
|-----------------------|------------------------|----------|----------|
| 784-xx-11-M2xC | Manual Flame Sensing | 60,000 | 60,000 |
| 784-xx-11-H2xC | FyreStarter Bluetooth† | 65,000 | 65,000 |

- Dimensions: **44" w x 44" d x 15½" h**
- 12" star stainless steel burner



Contempo LP Select Firetable

Model shown: **785-LB-11-M4PC** // Finish: LB, Light Basalt

| MODEL # | CONTROL VALVE | LP (Btu) |
|-----------------------|----------------------|----------|
| 785-xx-11-M4PC | Manual Flame Sensing | 60,000 |

- Dimensions: **52" w x 36" d x 18½" h**
- 24" linear stainless steel burner
- Convenient tank drawer (Must use horizontal 20# DOT type or 11# DOT type propane tanks, not included)



Contempo Round Firetable*

Model shown: **782-DB-11-M2xC** // Finish: DB, Dark Basalt

| MODEL # | CONTROL VALVE | NG (Btu) | LP (Btu) |
|-----------------------|------------------------|----------|----------|
| 782-xx-11-M2xC | Manual Flame Sensing | 60,000 | 60,000 |
| 782-xx-11-H2xC | FyreStarter Bluetooth† | 65,000 | 65,000 |

- Dimensions: **47" diameter x 15½" h**
- 12" star stainless steel burner



Contempo LP Select Long Firetable

Model shown: **788-DB-11-M8PC** // Finish: DB, Dark Basalt

| MODEL # | CONTROL VALVE | LP (Btu) |
|-----------------------|----------------------|----------|
| 788-xx-11-M8PC | Manual Flame Sensing | 65,000 |

- Dimensions: **76" w x 36" d x 18½" h**
- 48" linear stainless steel burner
- Convenient tank drawer (Must use horizontal 20# DOT type or 11# DOT type propane tanks, not included)

* Cannot accommodate a Propane tank inside the unit, see page 26 for matching tank housing options.

† Firetables with FyreStarter Bluetooth Control require 120V AC power.



Contempo Rectangle Firetable*

Model shown: **783-WA-11-M4xC** // Finish: WA, White Aspen

| MODEL # | CONTROL VALVE | NG (Btu) | LP (Btu) |
|-----------------------|------------------------|----------|----------|
| 783-xx-11-M4xC | Manual Flame Sensing | 60,000 | 60,000 |
| 783-xx-11-H4xC | FyreStarter Bluetooth† | 65,000 | 65,000 |

- Dimensions: **52" w x 36" d x 15½" h**
- 24" linear stainless steel burner



Fiesta Firetable

Model shown: **770-CB-11-M2xC** // Finish: CB, Café Blanco

| MODEL # | CONTROL VALVE | NG (Btu) | LP (Btu) |
|-----------------------|----------------------|----------|----------|
| 770-xx-11-M2xC | Manual Flame Sensing | 60,000 | 60,000 |

- Dimensions: **54" diameter x 25" h**
- 12" star stainless steel burner
- Accepts a 5 gal. LP tank inside the unit (not included)
- Fiesta Firetables include nylon cover for LP tank



Fiesta Dining Firetable

Model shown: **775-SM-11-M2xC** // Finish: SM, Smoke

| MODEL # | CONTROL VALVE | NG (Btu) | LP (Btu) |
|-----------------------|----------------------|----------|----------|
| 775-xx-11-M2xC | Manual Flame Sensing | 60,000 | 60,000 |

- Dimensions: **54" diameter x 28" h**
- 12" star stainless steel burner
- Accepts a 5 gal. LP tank inside the unit (not included)
- Fiesta Firetables include nylon cover for LP tank



Cosmopolitan Round Firetable

Model shown: **645-DB-11-M2xC** // Finish: DB, Dark Basalt

| MODEL # | CONTROL VALVE | NG (Btu) | LP (Btu) |
|-----------------------|------------------------|----------|----------|
| 645-xx-11-M2xC | Manual Flame Sensing | 60,000 | 60,000 |
| 645-xx-11-H2xC | FyreStarter Bluetooth† | 65,000 | 65,000 |

- Dimensions: **48" diameter x 24" h**
- 12" star stainless steel burner
- Accepts a 5 gal. LP tank inside the unit (not included)



Cosmopolitan Square Firetable

Model shown: **640-SM-11-M2xC** // Finish: SM, Smoke

| MODEL # | CONTROL VALVE | NG (Btu) | LP (Btu) |
|-----------------------|------------------------|----------|----------|
| 640-xx-11-M2xC | Manual Flame Sensing | 60,000 | 60,000 |
| 640-xx-11-H2xC | FyreStarter Bluetooth† | 65,000 | 65,000 |

- Dimensions: **36" w x 36" d x 24" h**
- 12" star stainless steel burner
- Accepts a 5 gal. LP tank inside the unit (not included)



Cosmopolitan Rectangle Firetable

Model shown: **635-DB-11-M4xC** // Finish: DB, Dark Basalt

| MODEL # | CONTROL VALVE | NG (Btu) | LP (Btu) |
|-----------------------|------------------------|----------|----------|
| 635-xx-11-M4xC | Manual Flame Sensing | 60,000 | 60,000 |
| 635-xx-11-H4xC | FyreStarter Bluetooth† | 65,000 | 65,000 |

- Dimensions: **54" w x 36" d x 24" h**
- 24" linear stainless steel burner
- Accepts a 5 gal. LP tank inside the unit (not included)

* Cannot accommodate a Propane tank inside the unit, see page 26 for matching tank housing options.

† Firetables with FyreStarter Bluetooth Control require 120V AC power.




Calais Oval Firetable*

Model shown: **759-WA-11-M4xC** // Finish: WA, White Aspen

| MODEL # | CONTROL VALVE | NG (Btu) | LP (Btu) |
|-----------------------|------------------------|----------|----------|
| 759-xx-11-M4xC | Manual Flame Sensing | 60,000 | 60,000 |
| 759-xx-11-H4xC | FyreStarter Bluetooth† | 65,000 | 65,000 |

- Dimensions: **60" w x 36" d x 18" h**
- 24" linear stainless steel burner




Milan Tall Linear Firetable*

Model shown: **215-SM-11-M8xC** // Finish: SM, Smoke

| MODEL # | CONTROL VALVE | NG (Btu) | LP (Btu) |
|-----------------------|------------------------|----------|----------|
| 215-xx-11-M8xC | Manual Flame Sensing | 65,000 | 65,000 |
| 215-xx-11-H8xC | FyreStarter Bluetooth† | 100,000 | 100,000 |

- Dimensions: **72" w x 16" d x 32" h**
- 48" linear stainless steel burner



Milan Low Linear Firetable*

Model shown: **216-CB-11-M8xC** // Finish: CB, Café Blanco

| MODEL # | CONTROL VALVE | NG (Btu) | LP (Btu) |
|-----------------------|------------------------|----------|----------|
| 216-xx-11-M8xC | Manual Flame Sensing | 65,000 | 65,000 |
| 216-xx-11-H8xC | FyreStarter Bluetooth† | 100,000 | 100,000 |

- Dimensions: **72" w x 16" d x 16" h**
- 48" linear stainless steel burner



Cosmopolitan Square Din. Firetable

Model shown: **642-SM-11-M6xC** // Finish: SM, Smoke

| MODEL # | CONTROL VALVE | NG (Btu) | LP (Btu) |
|-----------------------|------------------------|----------|----------|
| 642-xx-11-M6xC | Manual Flame Sensing | 65,000 | 65,000 |
| 642-xx-11-H6xC | FyreStarter Bluetooth† | 75,000 | 75,000 |

- Dimensions: **60" w x 60" d x 29" h**
- 16" star stainless steel burner
- Accepts a 5 gal. LP tank inside the unit (not included)



Voro Firetable

Model shown: **725-BA-11-M2xC** // Finish: BA, Black Lava

| MODEL # | CONTROL VALVE | NG (Btu) | LP (Btu) |
|-----------------------|----------------------|----------|----------|
| 725-xx-11-M2xC | Manual Flame Sensing | 60,000 | 60,000 |

- Dimensions: **36" w x 36" d x 24" h**
- 12" star stainless steel burner
- Accepts a 5 gal. LP tank inside the unit (not included)



Voro Cube

Model shown: **726-BA-11-M2xC** // Finish: BA, Black Lava

| MODEL # | CONTROL VALVE | NG (Btu) | LP (Btu) |
|-----------------------|----------------------|----------|----------|
| 726-xx-11-M2xC | Manual Flame Sensing | 60,000 | 60,000 |

- Dimensions: **25½" w x 25½" d x 22¾" h**
- 12" star stainless steel burner
- Accepts a 5 gal. LP tank inside the unit (not included)

* Cannot accommodate a Propane tank inside the unit, see page 26 for matching tank housing options.

† Firetables with FyreStarter Bluetooth Control require 120V AC power.



11# DOT type LP tank compatible

Legend LP Select Firetable

Model shown: **585-SM-11-M7PC** // Finish: SM, Smoke

| MODEL # | CONTROL VALVE | LP (Btu) |
|-----------------------|----------------------|----------|
| 585-xx-11-M7PC | Manual Flame Sensing | 65,000 |

- Dimensions: **60" w x 36" d x 20" h**
- 36" linear stainless steel burner
- Includes flush GFRC cover to create a large table space
- Convenient tank drawer (Must use horizontal 20# DOT type or 11# DOT type propane tanks, not included)



Iron Saddle Firetable*

Model shown: **580-BA-11-M7xC** // Finish: BA, Black Lava

| MODEL # | CONTROL VALVE | NG (Btu) | LP (Btu) |
|-----------------------|------------------------|----------|----------|
| 580-xx-11-M7xC | Manual Flame Sensing | 65,000 | 65,000 |
| 580-xx-11-H7xC | FyreStarter Bluetooth† | 75,000 | 75,000 |

- Dimensions: **60" w x 36" d x 17" h**
- 36" linear stainless steel burner
- Includes flush GFRC cover to create a large table space



11# DOT type LP tank compatible

Legend Long LP Select Firetable

Model shown: **587-TR-11-M8PC** // Finish: TR, Travertine

| MODEL # | CONTROL VALVE | LP (Btu) |
|-----------------------|----------------------|----------|
| 587-xx-11-M8PC | Manual Flame Sensing | 65,000 |

- Dimensions: **72" w x 36" d x 20" h**
- 48" linear stainless steel burner
- Includes flush GFRC cover to create a large table space
- Convenient tank drawer (Must use horizontal 20# DOT type or 11# DOT type propane tanks, not included)



Iron Saddle Long Firetable*

Model shown: **588-LB-11-M8xC** // Finish: LB, Light Basalt

| MODEL # | CONTROL VALVE | NG (Btu) | LP (Btu) |
|-----------------------|------------------------|----------|----------|
| 588-xx-11-M8xC | Manual Flame Sensing | 65,000 | 65,000 |
| 588-xx-11-H8xC | FyreStarter Bluetooth† | 100,000 | 100,000 |

- Dimensions: **72" w x 36" d x 17" h**
- 48" linear stainless steel burner

* Cannot accommodate a Propane tank inside the unit, see page 26 for matching tank housing options.

† Firetables with FyreStarter Bluetooth Control require 120V AC power.



Legend Firetable*

Model shown: **581-DB-11-M7xC** // Finish: DR, Dark Basalt

| MODEL # | CONTROL VALVE | NG (Btu) | LP (Btu) |
|-----------------------|------------------------|----------|----------|
| 581-xx-11-M7xC | Manual Flame Sensing | 65,000 | 65,000 |
| 581-xx-11-H7xC | FyreStarter Bluetooth† | 75,000 | 75,000 |

- Dimensions: **60" w x 36" d x 14½" h**
- 36" linear stainless steel burner
- Includes flush GFRC cover to create a large table space



Legend Long Firetable*

Model shown: **589-CB-11-M8xC** // Finish: CB, Café Blanco

| MODEL # | CONTROL VALVE | NG (Btu) | LP (Btu) |
|-----------------------|------------------------|----------|----------|
| 589-xx-11-M8xC | Manual Flame Sensing | 65,000 | 65,000 |
| 589-xx-11-H8xC | FyreStarter Bluetooth† | 100,000 | 100,000 |

- Dimensions: **72" w x 36" d x 14½" h**
- 48" linear stainless steel burner

NEW!



Top
450-DB-DB-M6xC
Bottom

Meadow Firetable*

Model shown: **450-BA-CB-M6xC**

Top Finish: CB, Café Blanco / Bottom Finish: BA, Black Lava

| MODEL # | CONTROL VALVE | NG (Btu) | LP (Btu) |
|-----------------------|------------------------|----------|----------|
| 450-xx-xx-M6xC | Manual Flame Sensing | 65,000 | 65,000 |
| 450-xx-xx-H6xC | FyreStarter Bluetooth† | 100,000 | 100,000 |

- Dimensions: **48" diameter x 17" h**
- 16" star stainless steel burner
- "Organic" design to provide a unique look to any décor
- Durable 2-pc GFRC construction
- **You can mix and match any of our 7 GFRC finishes**

NEW!



Top
460-LB-BA-M7xC
Bottom

River Rectangle Firetable*

Model shown: **460-LB-BA-M7xC**

Top Finish: BA, Black Lava / Bottom Finish: LB, Light Basalt

| MODEL # | CONTROL VALVE | NG (Btu) | LP (Btu) |
|-----------------------|------------------------|----------|----------|
| 460-xx-xx-M7xC | Manual Flame Sensing | 65,000 | 65,000 |
| 460-xx-xx-H7xC | FyreStarter Bluetooth† | 75,000 | 75,000 |

- Dimensions: **70½" w x 35" d x 18" h**
- 36" linear stainless steel burner
- Durable 2-pc GFRC construction
- **You can mix and match any of our 7 GFRC finishes**

† Firetables with FyreStarter Bluetooth Control require 120V AC power.

* Cannot accommodate a Propane tank inside the unit, see page 26 for matching tank housing options.

See pages 28 - 30 for available media, pages 24 - 26 for accessories and page 31 for finish options.



Reclaimed Wood Cosmo Round

Model shown: **645-BA-SP-M2xC** // Table top: SP, Silver Pine

| MODEL # | CONTROL VALVE | NG (Btu) | LP (Btu) |
|-----------------------|------------------------|----------|----------|
| 645-BA-xx-M2xC | Manual Flame Sensing | 60,000 | 60,000 |
| 645-BA-xx-H2xC | FyreStarter Bluetooth† | 65,000 | 65,000 |

- Dimensions: **48" diameter x 24" h**
- 12" star stainless steel burner
- Accepts a 5 gal. LP tank inside the unit (not included)

Replace "xx" with table top code: **FO**, French Barrel Oak // **SP**, Silver Pine.



Reclaimed Wood Cosmo Square

Model shown: **640-BA-SP-M2xC** // Table top: SP, Silver Pine

| MODEL # | CONTROL VALVE | NG (Btu) | LP (Btu) |
|-----------------------|------------------------|----------|----------|
| 640-BA-xx-M2xC | Manual Flame Sensing | 60,000 | 60,000 |
| 640-BA-xx-H2xC | FyreStarter Bluetooth† | 65,000 | 65,000 |

- Dimensions: **36" w x 36" d x 24" h**
- 12" star stainless steel burner
- Accepts a 5 gal. LP tank inside the unit (not included)

Replace "xx" with table top code: **FO**, French Barrel Oak // **SP**, Silver Pine.



Reclaimed Wood Cosmo Rectangle

Model shown: **635-BA-FO-M4xC** // Table top: FO, French Barrel Oak

| MODEL # | CONTROL VALVE | NG (Btu) | LP (Btu) |
|-----------------------|------------------------|----------|----------|
| 635-BA-xx-M4xC | Manual Flame Sensing | 60,000 | 60,000 |
| 635-BA-xx-H4xC | FyreStarter Bluetooth† | 65,000 | 65,000 |

- Dimensions: **54" w x 36" d x 24" h**
- 24" linear stainless steel burner
- Accepts a 5 gal. LP tank inside the unit (not included)

Replace "xx" with table top code: **FO**, French Barrel Oak // **SP**, Silver Pine.

#8510-BA-FO (see pg. 26)



Reclaimed Wood Contempo Round*

Model shown: **782-BA-FO-M2xC** // Table top: FO, French Barrel Oak

| MODEL # | CONTROL VALVE | NG (Btu) | LP (Btu) |
|-----------------------|------------------------|----------|----------|
| 782-BA-xx-M2xC | Manual Flame Sensing | 60,000 | 60,000 |
| 782-BA-xx-H2xC | FyreStarter Bluetooth† | 65,000 | 65,000 |

- Dimensions: **47" diameter x 15½" h**
- 12" star stainless steel burner

Replace "xx" with table top code: **FO**, French Barrel Oak // **SP**, Silver Pine.



Reclaimed Wood Contempo Square*

Model shown: **784-BA-FO-M2xC** // Table top: FO, French Barrel Oak

| MODEL # | CONTROL VALVE | NG (Btu) | LP (Btu) |
|-----------------------|------------------------|----------|----------|
| 784-BA-xx-M2xC | Manual Flame Sensing | 60,000 | 60,000 |
| 784-BA-xx-H2xC | FyreStarter Bluetooth† | 65,000 | 65,000 |

- Dimensions: **44" w x 44" d x 15½" h**
- 12" star stainless steel burner

Replace "xx" with table top code: **FO**, French Barrel Oak // **SP**, Silver Pine.



Reclaimed Wood Contempo Rectangle*

Model shown: **783-BA-SP-M4xC** // Table top: SP, Silver Pine

| MODEL # | CONTROL VALVE | NG (Btu) | LP (Btu) |
|-----------------------|------------------------|----------|----------|
| 783-BA-xx-M4xC | Manual Flame Sensing | 60,000 | 60,000 |
| 783-BA-xx-H4xC | FyreStarter Bluetooth† | 65,000 | 65,000 |

- Dimensions: **52" w x 36" d x 15½" h**
- 24" linear stainless steel burner

Replace "xx" with table top code: **FO**, French Barrel Oak // **SP**, Silver Pine.

* Cannot accommodate a Propane tank inside the unit, see page 26 for matching tank housing options.

† Firetables with FyreStarter Bluetooth Control require 120V AC power.



Reclaimed Wood Cosmo Sq. Dining

Model shown: **642-BA-FO-M6xC** // Table top: FO, French Barrel Oak

| MODEL # | CONTROL VALVE | NG (Btu) | LP (Btu) |
|-----------------------|------------------------|----------|----------|
| 642-BA-xx-M6xC | Manual Flame Sensing | 65,000 | 65,000 |
| 642-BA-xx-H6xC | FyreStarter Bluetooth† | 75,000 | 75,000 |

- Dimensions: **60" w x 60" d x 29" h**
- 16" star stainless steel burner
- Accepts a 5 gal. LP tank inside the unit (not included)

Replace "xx" with table top code: **FO**, French Barrel Oak // **SP**, Silver Pine.



Pictured Above: Reclaimed Wood Cosmo Square Firetable (640-BA-FO-M2xC) with French Barrel Oak top and Copper Reflective Fyre Glass.



11# DOT type LP tank compatible



11# DOT type LP tank compatible

Reclaimed Wood Contempo LP Select

Model shown: **785-BA-SP-M4PC** // Table top: SP, Silver Pine

| MODEL # | CONTROL VALVE | LP (Btu) |
|-----------------------|----------------------|----------|
| 785-BA-xx-M4PC | Manual Flame Sensing | 60,000 |

- Dimensions: **52" w x 36" d x 18½" h**
- 24" linear stainless steel burner
- Convenient tank drawer (Must use horizontal 20# DOT type or 11# DOT type propane tanks, not included)

Replace "xx" with table top code: **FO**, French Barrel Oak // **SP**, Silver Pine.

Reclaimed Wood Contempo LP Select Long

Model shown: **788-BA-FO-M8PC** // Table top: FO, French Barrel Oak

| MODEL # | CONTROL VALVE | LP (Btu) |
|-----------------------|----------------------|----------|
| 788-BA-xx-M8PC | Manual Flame Sensing | 65,000 |

- Dimensions: **76" w x 36" d x 18½" h**
- 48" linear stainless steel burner
- Convenient tank drawer (Must use horizontal 20# DOT type or 11# DOT type propane tanks, not included)

Replace "xx" with table top code: **FO**, French Barrel Oak // **SP**, Silver Pine.

* Cannot accommodate a Propane tank inside the unit, see page 26 for matching tank housing options.

† Firetables with FyreStarter Bluetooth Control require 120V AC power.

Fire Bowls

American Fyre Designs™ Fire Bowls are the hottest trend right now because of their simple, contemporary design and versatility of uses. With a variety of different styles and sizes, these Fire Bowls are easily incorporated into any style or size of outdoor space.

Handcrafted from glass fiber reinforced concrete (GFRC), the Fire Bowls come in a variety of different colors and textures. Choose Natural Gas or Propane.

Feature Highlights

- Contemporary design
- Handcrafted from innovative Glass Fiber Reinforced Concrete (GFRC)
- Stainless steel burners
- Manual Flame Sensing Control System
- Optional 110V FyreStarter Bluetooth Control (Available on most fire bowls)
- Available for Natural Gas or Propane



FyreStarter Bluetooth Control



Manual Flame Sensing Control System

Pictured above: 36" Chat Fire Bowl (736-SM-11-M2NC) in Smoke Finish with Mixed Creekstones (CSTN-20-CG).



48" Chat Fire Bowl

Model shown: **738-SM-11-M2PC** // Finish: SM, Smoke

| MODEL # | CONTROL VALVE | NG (Btu) | LP (Btu) |
|-----------------------|------------------------|----------|----------|
| 738-xx-11-M2xC | Manual Flame Sensing | 60,000 | 60,000 |
| 738-xx-11-H2xC | FyreStarter Bluetooth† | 65,000 | 65,000 |

- Dimensions: **48" diameter x 22" h**
- 12" star stainless steel burner
- Includes flush GFRC cover to create a large table space
- Convenient tank drawer
(Must use horizontal 20# DOT type propane tank, sold separately)



32" Fire Bowl*

Model shown: **733-DB-11-M6xC** // Finish: DB, Dark Basalt

| MODEL # | CONTROL VALVE | NG (Btu) | LP (Btu) |
|-----------------------|------------------------|----------|----------|
| 733-xx-11-M6xC | Manual Flame Sensing | 65,000 | 65,000 |
| 733-xx-11-H6xC | FyreStarter Bluetooth† | 100,000 | 100,000 |

- Dimensions: **32" diameter x 16" h**
- 16" star stainless steel burner



36" Chat Fire Bowl*

Model shown: **736-CB-11-M2xC** // Finish: CB, Café Blanco

| MODEL # | CONTROL VALVE | NG (Btu) | LP (Btu) |
|-----------------------|------------------------|----------|----------|
| 736-xx-11-M2xC | Manual Flame Sensing | 60,000 | 60,000 |
| 736-xx-11-H2xC | FyreStarter Bluetooth† | 65,000 | 65,000 |

- Dimensions: **36" diameter x 16" h**
- 12" star stainless steel burner
- Includes flush GFRC cover to create a large table space



36" Fire Bowl*

Model shown: **732-CB-11-M6xC** // Finish: CB, Café Blanco

| MODEL # | CONTROL VALVE | NG (Btu) | LP (Btu) |
|-----------------------|------------------------|----------|----------|
| 732-xx-11-M6xC | Manual Flame Sensing | 65,000 | 65,000 |
| 732-xx-11-H6xC | FyreStarter Bluetooth† | 100,000 | 100,000 |

- Dimensions: **36" diameter x 16" h**
- 16" star stainless steel burner



32" Chat Fire Bowl*

Model shown: **735-LB-11-M2xC** // Finish: LB, Light Basalt

| MODEL # | CONTROL VALVE | NG (Btu) | LP (Btu) |
|-----------------------|------------------------|----------|----------|
| 735-xx-11-M2xC | Manual Flame Sensing | 60,000 | 60,000 |
| 735-xx-11-H2xC | FyreStarter Bluetooth† | 65,000 | 65,000 |

- Dimensions: **32" diameter x 16" h**
- 12" star stainless steel burner
- Includes flush GFRC cover to create a large table space



48" Fire Bowl

Model shown: **731-CB-11-M6xC** // Finish: CB, Café Blanco

| MODEL # | CONTROL VALVE | NG (Btu) | LP (Btu) |
|-----------------------|------------------------|----------|----------|
| 731-xx-11-M6xC | Manual Flame Sensing | 65,000 | 65,000 |
| 731-xx-11-H6xC | FyreStarter Bluetooth† | 100,000 | 100,000 |

- Dimensions: **48" diameter x 22" h**
- 16" star stainless steel burner
- Access door with Tank Retention Frame to accommodate a 5 gal. Propane tank inside the unit (tank not included)

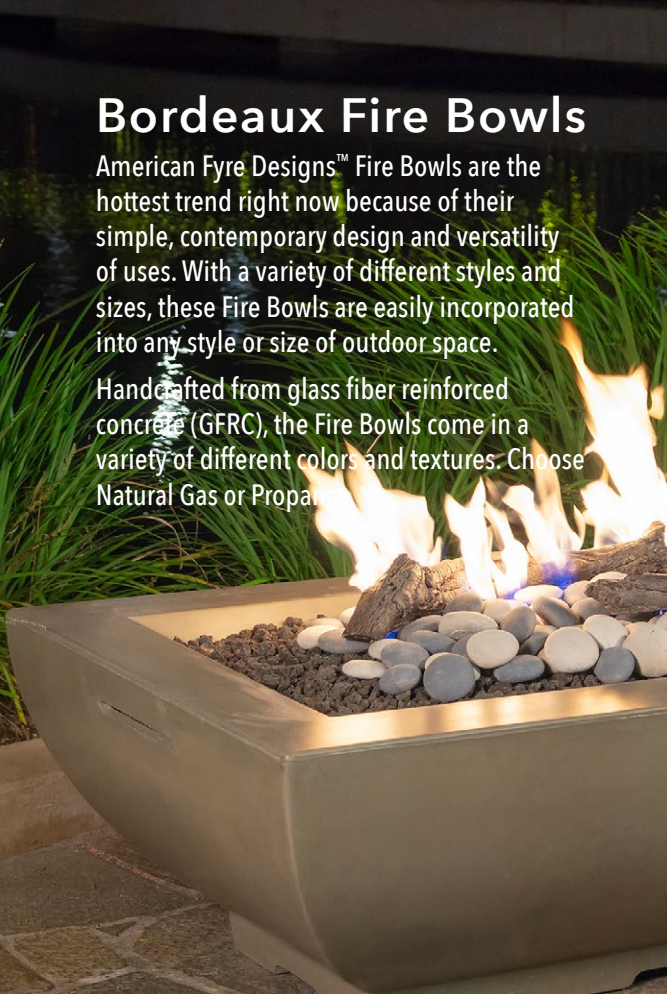
† Fire Bowls with FyreStarter Bluetooth Control require 120V AC power.

* Cannot accommodate a Propane tank inside the unit, see page 26 for matching tank housing options.

Bordeaux Fire Bowls

American Fyre Designs™ Fire Bowls are the hottest trend right now because of their simple, contemporary design and versatility of uses. With a variety of different styles and sizes, these Fire Bowls are easily incorporated into any style or size of outdoor space.

Handcrafted from glass fiber reinforced concrete (GFRC), the Fire Bowls come in a variety of different colors and textures. Choose Natural Gas or Propane.



Bordeaux Rectangle Fire Bowl*

Model shown: **435-SM-11-M4xC** // Finish: SM, Smoke

| MODEL # | CONTROL VALVE | NG (Btu) | LP (Btu) |
|-----------------------|------------------------|----------|----------|
| 435-xx-11-M4xC | Manual Flame Sensing | 60,000 | 60,000 |
| 435-xx-11-H4xC | FyreStarter Bluetooth† | 65,000 | 65,000 |

- Dimensions: 50" w x 30" d x 16¼" h
- 24" linear stainless steel burner



Bordeaux Square Fire Bowl*

Model shown: **430-CB-11-M6xC** // Finish: CB, Café Blanco

| MODEL # | CONTROL VALVE | NG (Btu) | LP (Btu) |
|-----------------------|------------------------|----------|----------|
| 430-xx-11-M6xC | Manual Flame Sensing | 65,000 | 65,000 |
| 430-xx-11-H6xC | FyreStarter Bluetooth† | 100,000 | 100,000 |

- Dimensions: 36" w x 36" d x 15¼" h
- 16" star stainless steel burner



Reclaimed Wood Bordeaux Sq. Fire Bowl*

Model shown: **430-FO-FO-M6xC** // Finish: FO, French Barrel Oak

| MODEL # | CONTROL VALVE | NG (Btu) | LP (Btu) |
|-----------------------|------------------------|----------|----------|
| 430-xx-xx-M6xC | Manual Flame Sensing | 65,000 | 65,000 |
| 430-xx-xx-H6xC | FyreStarter Bluetooth† | 100,000 | 100,000 |

- Dimensions: 36" w x 36" d x 15¼" h
- 16" star stainless steel burner

Replace "xx" with finish code: **FO**, French Barrel Oak // **SP**, Silver Pine.



Bordeaux Petite Square Fire Bowl*

Model shown: **431-DB-11-M6xC** // Finish: DB, Dark Basalt

| MODEL # | CONTROL VALVE | NG (Btu) | LP (Btu) |
|-----------------------|----------------------|----------|----------|
| 431-xx-11-M6xC | Manual Flame Sensing | 65,000 | 65,000 |

- Dimensions: 30" w x 30" d x 12¼" h
- 16" star stainless steel burner

Feature Highlights

- Contemporary design
- Handcrafted from innovative Glass Fiber Reinforced Concrete (GFRC)
- Stainless steel burners
- Manual Flame Sensing Control System
- Optional 110V FyreStarter Bluetooth Control (Available on most fire bowls)
- Available for Natural Gas or Propane

† Fire Bowls with FyreStarter Bluetooth Control require 120V AC power.

* Cannot accommodate a Propane tank inside the unit, see page 26 for matching tank housing options.

Marseille Fire Bowls

The Marseille Fire Bowls feature a low profile design and a wide opening to accommodate more and varied fire media. Handcrafted from glass fiber reinforced concrete (GFRC), these contemporary Fire Bowls come in a variety of different colors and textures. Fuel options include Natural Gas or Propane.

Three sizes are also available with a water spout to combine running water with dancing flames (plumbing must be locally supplied).



Feature Highlights

- Contemporary design
- Handcrafted from innovative Glass Fiber Reinforced Concrete (GFRC)
- 16" stainless steel burner
- Manual Flame Sensing Control System
- Optional 110V FyreStarter Bluetooth Control (Available on most fire bowls)
- Available for Natural Gas or Propane



48" Marseille Fire Bowl*

Model shown: **751-CB-11-M6xC** // Finish: CB, Café Blanco

| MODEL # | DESCRIPTION | NG (Btu) | LP (Btu) |
|-----------------------|---------------------------|----------|----------|
| 751-xx-11-M6xC | Manual Flame Sensing | 65,000 | 65,000 |
| 751-xx-80-M6xC | M.F.S.C.S. w/ water spout | 65,000 | 65,000 |
| 751-xx-11-H6xC | FyreStarter Bluetooth† | 100,000 | 100,000 |

- Dimensions: **48" diameter x 10½" h**
- 16" star stainless steel burner
- Available with water spout



40" Marseille Fire Bowl*

Model shown: **752-LB-80-M6xC** // Finish: LB, Light Basalt

| MODEL # | DESCRIPTION | NG (Btu) | LP (Btu) |
|-----------------------|---------------------------|----------|----------|
| 752-xx-11-M6xC | Manual Flame Sensing | 65,000 | 65,000 |
| 752-xx-80-M6xC | M.F.S.C.S. w/ water spout | 65,000 | 65,000 |
| 752-xx-11-H6xC | FyreStarter Bluetooth† | 100,000 | 100,000 |

- Dimensions: **40" diameter x 11" h**
- 16" star stainless steel burner
- Available with water spout



32" Marseille Fire Bowl*

Model shown: **753-WA-11-M6xC** // Finish: WA, White Aspen

| MODEL # | DESCRIPTION | NG (Btu) | LP (Btu) |
|-----------------------|---------------------------|----------|----------|
| 753-xx-11-M6xC | Manual Flame Sensing | 65,000 | 65,000 |
| 753-xx-80-M6xC | M.F.S.C.S. w/ water spout | 65,000 | 65,000 |

- Dimensions: **32" diameter x 8½" h**
- 16" star stainless steel burner
- Available with water spout



24" Marseille Fire Bowl*

Model shown: **755-BA-11-M2xC** // Finish: BA, Black Lava

| MODEL # | DESCRIPTION | NG (Btu) | LP (Btu) |
|-----------------------|----------------------|----------|----------|
| 755-xx-11-M2xC | Manual Flame Sensing | 60,000 | 60,000 |

- Dimensions: **24" diameter x 6½" h**
- 12" star stainless steel burner

† Fire Bowls with FyreStarter Bluetooth Control require 120V AC power.

* Cannot accommodate a Propane tank inside the unit, see page 26 for matching tank housing options.

Fire Urns & Lantern

The versatility of American Fyre Designs' Fire Urns and Lantern is unmatched. From traditional to contemporary, these unique fire features offer a wide array of design options to any outdoor setting. Several of these can be displayed down a path or placed near a fireplace or other outdoor feature to add sophisticated elegance to your outdoor area.

Made from glass fiber reinforced concrete (GFRC), these fire features come in a variety of different finishes. Fuel options include Natural Gas or self-contained Propane tank.

Feature Highlights

- Contemporary design
- Handcrafted from innovative Glass Fiber Reinforced Concrete (GFRC)
- Stainless steel burner
- Manual Flame Sensing Control System
- Optional 110V FyreStarter Bluetooth Control (Available on Magnolia Lantern)
- Available for Natural Gas or Propane
- Removable door to house a 5 gal. Propane tank

Pictured above: Two (2) Magnolia Lanterns (716-DB-11-M1xC) in Dark Basalt Finish.



FyreStarter Bluetooth Control

This convenient new ON/OFF-High/Low electronic system allows you to use your smart phone to control your American Fyre Designs fire feature. Just download the app and you're ready to go. Or manually control at the appliance. Also included are, two USB ports (A & C) for easy charging of phones, outdoor speakers and more. (Available on Lantern)



Manual Flame Sensing Control System

Manual battery-powered spark igniter, thermocouple equipped control with flame sensing recognition and manual flame height adjustment; if the thermocouple does not sense the presence of flame the gas will shut off regardless of valve position.



Eclipse Fire Urn

Model shown: **520-SM-11-M2xC** // Finish: SM, Smoke

| MODEL # | DESCRIPTION | NG (Btu) | LP (Btu) |
|-----------------------|-------------------------|----------|----------|
| 520-xx-11-M2xC | w/ LP tank access door | 60,000 | 60,000 |
| 520-xx-10-M2NC | w/o LP tank access door | 60,000 | -- |

- Dimensions: **23" diameter x 37½" h**
- 12" star stainless steel burner
- Available with or without access door for LP tank



Wave Fire Urn

Model shown: **530-DB-11-M2xC** // Finish: DB, Dark Basalt

| MODEL # | DESCRIPTION | NG (Btu) | LP (Btu) |
|-----------------------|-------------------------|----------|----------|
| 530-xx-11-M2xC | w/ LP tank access door | 60,000 | 60,000 |
| 530-xx-10-M2xC | w/o LP tank access door | 60,000 | -- |

- Dimensions: **20" diameter x 37½" h**
- 12" star stainless steel burner
- Available with or without access door for LP tank



Magnolia Lantern

Model shown: **716-BA-11-M1xC** // Finish: BA, Black Lava

| MODEL # | CONTROL VALVE | NG (Btu) | LP (Btu) |
|-----------------------|------------------------|----------|----------|
| 716-xx-11-M1xC | Manual Flame Sensing | 25,000 | 23,000 |
| 716-xx-11-H1xC | FyreStarter Bluetooth† | 28,000 | 27,000 |

- Dimensions: **16" w x 16" d x 66" h**
- Accepts a 5 gal. LP tank inside the unit (not included)

† Lanterns with FyreStarter Bluetooth Control require 120V AC power.

Fire Pits



Pictured above: Louvre Round Fire Pit (686-CB-11-M6xC) in Café Blanco Finish with Lava Granules (LF-10 x 4) and Lava Stones (LVS-35).



Louvre Long Rectangle Fire Pit

Model shown: **688-CB-11-M8xC** // Finish: CB, Café Blanco

| MODEL # | CONTROL VALVE | NG (Btu) | LP (Btu) |
|-----------------------|------------------------------------|----------|----------|
| 688-xx-11-M8xC | Manual Flame Sensing | 65,000 | 65,000 |
| 688-xx-11-H8xC | FyreStarter Bluetooth [†] | 100,000 | 100,000 |

- Dimensions: 72" w x 30" d x 15¼" h
- 48" linear stainless steel burner

Louvre Fire Pits

The Louvre Series of Fire Pits brings a sleek, contemporary look to the classic outdoor fire pit. With options such as glass, creekstones, lava coals, or campfire logs, these fire pits can enhance any backyard.

The Contractor's Model comes as a blank slate for you to customize and design your way by adding your own stone, tile, or other veneer.

Made from glass fiber reinforced concrete (GFRC), these fire pits come in a variety of different colors. Fuel options include Natural Gas or Propane.

Feature Highlights

- Handcrafted from innovative Glass Fiber Reinforced Concrete (GFRC)
- Simple design for contemporary décor
- Stainless steel burner
- Manual Flame Sensing Control System
- Optional 110V FyreStarter Bluetooth Control (Available on all Fire Pits)
- Available for Natural Gas or Propane (Propane models, see page 26 for tank housing options)



FyreStarter Bluetooth Control



Louvre Rectangle Fire Pit

Model shown: **689-BA-11-M7xC** // Finish: BA, Black Lava

| MODEL # | CONTROL VALVE | NG (Btu) | LP (Btu) |
|-----------------------|------------------------|----------|----------|
| 689-xx-11-M7xC | Manual Flame Sensing | 65,000 | 65,000 |
| 689-xx-11-H7xC | FyreStarter Bluetooth† | 75,000 | 75,000 |

- Dimensions: **56" w x 30" d x 15¼" h**
- 36" linear stainless steel burner



Contractor's Model Fire Pit

Model shown: **685-CB-11-M6xC** // Finish: CB, Café Blanco

| MODEL # | CONTROL VALVE | NG (Btu) | LP (Btu) |
|-----------------------|------------------------|----------|----------|
| 685-xx-11-M6xC | Manual Flame Sensing | 65,000 | 65,000 |
| 685-xx-11-H6xC | FyreStarter Bluetooth† | 100,000 | 100,000 |

- Dimensions: **39" diameter x 14½" h**
- 16" star stainless steel burner
- Add your own stone veneer for a custom look
- Reversible floor to accommodate multiple of media



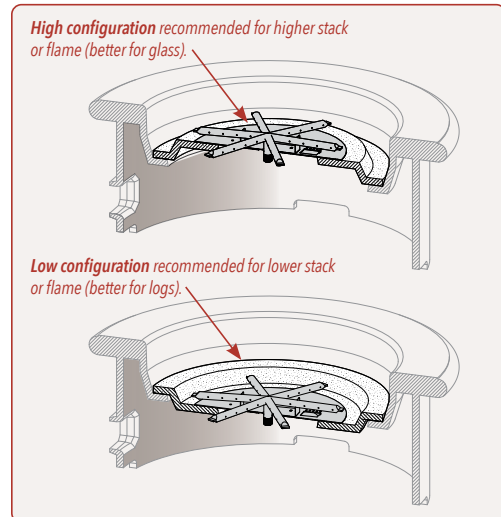
Louvre Round Fire Pit

Model shown: **686-CB-11-M6xC** // Finish: CB, Café Blanco

| MODEL # | CONTROL VALVE | NG (Btu) | LP (Btu) |
|-----------------------|------------------------|----------|----------|
| 686-xx-11-M6xC | Manual Flame Sensing | 65,000 | 65,000 |
| 686-xx-11-H6xC | FyreStarter Bluetooth† | 100,000 | 100,000 |

- Dimensions: **48" diameter x 15¼" h**
- 16" star stainless steel burner

"Reversible Floor"



† Fire Pits with FyreStarter Bluetooth Control require 120V AC power.

Outdoor Commercial Controls

Whether you're upgrading an existing facility or planning a new build, our electric timer is designed to meet the diverse needs of modern commercial and residential environments. Experience the perfect blend of efficiency, safety, and ease with our cutting-edge timer solution.

- For use in Hotels, Resorts, Multi-User Applications, Condos, Apartments, Homes, New Construction.
- Fireplaces, Gas Logs, Gas Controls, Fire Pits, Gas Grills.



Scan to access full **Commercial Series Brochure.**

Lg. Capacity Commercial Gas Emergency Stop & Elec. Timer 5555-110G



Specifications

- 110V Emergency Stop
- 1 Hour Timer with Indicator Light
- 1" NPT Thread Gas Inlet and Outlet Ports
- Dimensions: **3¾" w x 9" h x 5" d**
- BTU's Max 500,000

Commercial Gas Emergency Stop & Electric Timer 5550-110G



Specifications

- 110V Emergency Stop
- 1 Hour Timer with Indicator Light
- ¾" NPT Thread Gas Inlet and Outlet Ports
- Dimensions: **3¼" w x 8½" h x 5½" d**
- BTU's Max 200,000

240V Commercial Emergency Stop & Electric Timer 5550-240E



Specifications

- 240V / 40 AMP Emergency Stop
- 1 Hour Timer with Indicator Light
- Dimensions: **5⅞" w x 7½" h x 4½" d**

110V Commercial Emergency Stop & Electric Timer 5550-110E



Specifications

- 110V / 20 AMP Max Emergency Stop
- 1 Hour Timer with Indicator Light
- Dimensions: **5½" w x 5½" h x 3½" d**



**Commercial Electric
Patio Control Tower
POST-P**

- Accommodates Boxes shown below (sold separately)
- Dimensions: 5½" w x 42¾" h x 5½" d
- Base Dimensions: 8" w x 1" h x 8" d



**Commercial Electric
In-Ground Control Tower
POST-G**

- Accommodates Boxes shown below (sold separately)
- Dimensions: 5½" w x 42¾" h x 5½" d
- Post Extension in the ground: 20" h



**1-hr Timer (w/ Indicator Light)
5531-11T**



Specifications

- 110V / 20 AMP Max
- 1 Hour Timer with Indicator Light
- Dimensions: 3¾" w x 5½" h x 3½" d

**Master Key Switch
5531-10K**



Specifications

- 110V / 20 AMP Max
- Lock Switch
- Dimensions: 3¾" w x 5½" h x 3½" d

**E-Stop
5550-110S**



Specifications

- 110V / 20 AMP Max
- Emergency Stop
- Dimensions: 3⅛" w x 4⅞" h x 3⅞" d

PVC Fabric Covers

Manufactured with a heavy duty, multi-layer PVC exterior, these covers are custom fit for selected Firetables, Fire Bowls, Fire Urns and the Magnolia Lantern. The black PVC material has been tested and proven for color-fastness.

Additional Fabric Covers (not pictured)

| Model: | Compatible with: | Model: | Compatible with: |
|--------------|-------------------------------|-------------------|--------------------------------------|
| 8139A | Contempo Rectangle Firetables | 8150A | Louvre Rectangle Fire Pit |
| 8144A | Milan Linear Firetable | 8151A | Calais Oval Firetable |
| 8145A | Milan Linear Fireplaces | 8152A | Iron Saddle & Legend Firetables |
| 8146A | Contempo Square Firetable | 8153A | Iron Saddle & Legend Long Firetables |
| 8156A | 24" Marseille Fire Bowl | 8155A | Contempo LP Select Long |
| 8148A | Bordeaux Rectangle Fire Bowl | 5110-13-20 | 5 gallon Propane Tank |
| 8149A | Louvre Long Rectangle Fire | | |



48" Round Firetable Cover

Model: **8135A**

Compatible with:

- Cosmopolitan Round Firetable
- 48" Fire Bowl



54"/60" Round Firetable Cover

Model: **8131A**

Compatible with:

- Fiesta Firetables



60" Square Firetable Cover

Model: **8137A**

Compatible with:

- Cosmopolitan Square Dining Firetables



36" Square Firetable Cover

Model: **8132A**

Compatible with:

- Cosmopolitan Square Firetable
- Voro Firetable
- Bordeaux Square Fire Bowls



Rectangular Firetable Covers

Model: **8138A**

Compatible with:

- Cosmopolitan Rectangle Firetable



Fire Urn Cover

Model: **8141A**

Compatible with:

- Eclipse Fire Urn
- Wave Fire Urn



40" Fire Bowl/Fire Pit Cover

Model: **8140A**

Compatible with:

- 36" Fire Bowl
- 40" Marseille Fire Bowl
- Contractor's Model Fire Pit



48" Round Firetable/Bowl Cover

Model: **8143A**

Compatible with:

- Contempo Round Firetable
- 48" Marseille Fire Bowl
- Louvre Round Fire Pit



32" Fire Bowl Cover

Model: **8142A**

Compatible with:

- 32" Fire Bowl
- 32" Marseille Fire Bowl



Lantern Cover

Model: **8134A**

Compatible with:

- Magnolia Lantern

Stainless Steel Cover

A new cover will now be offered for the AFD long firetables (76" Contempo LP Select Long, 72" Legend Long and 72" Iron Saddle Long). Constructed of sturdy 20 gauge stainless steel, a 2" lip on each side makes access easy for handling.



Stainless Steel Cover (for Long Firetables)

Model: **8116-SS**

Compatible with:

- Contempo LP Select Long Firetable
- Legend Long Firetable
- Iron Saddle Long Firetable



Finish shown:
LB, Light Basalt

Large Rectangular GFRC Cover

Model: **8115-xx**

Compatible with:

- Iron Saddle Firetable
- Legend Firetable

GFRC Covers

Manufactured out of the same Glass Fiber Reinforced Concrete (GFRC), these protective covers are designed to fit over the firetable opening protecting the burner assembly against wind and rain. They also provide additional table surface when the burner is not in use.



Finish shown:
SM, Smoke

Round GFRC Cover

Model: **8100-xx**

Compatible with:

- Fiesta Firetable
- Contempo Round Firetable
- Cosmopolitan Round Firetable



Finish shown:
CB, Café Blanco

Rectangular GFRC Cover

Model: **8110-xx**

Compatible with:

- Contempo Rectangle Firetable
- Contempo LP Select Firetable
- Cosmopolitan Rectangle Firetable



Finish shown:
DB, Dark Basalt

Square GFRC Cover

Model: **8120-xx**

Compatible with:

- Contempo Square Firetable
- Cosmopolitan Square Firetable
- Voro Firetable
- Voro Cube



Finish shown:
SM, Smoke

Large Square GFRC Cover

Model: **8123-xx**

Compatible with:

- Cosmopolitan Square Dining Firetable



Finish shown:
FO, French Barrel Oak

Recl. Wood Round GFRC Cover

Model: **8100-xx**

Compatible with:

- Recl. Wood Contempo Round Firetable
- Recl. Wood Cosmopolitan Round Firetable



Finish shown:
FO, French Barrel Oak

Recl. Wood Rectangular GFRC Cover

Model: **8110-xx**

Compatible with:

- Recl. Wood Contempo Rectangle Firetable
- Recl. Wood Contempo LP Select Firetable
- Recl. Wood Cosmopolitan Rectangle Firetable



Finish shown:
SP, Silver Pine

Recl. Wood Square GFRC Cover

Model: **8120-xx**

Compatible with:

- Recl. Wood Contempo Square Firetable
- Recl. Wood Cosmopolitan Square Firetable



Finish shown:
SP, Silver Pine

Recl. Wood Large Square GFRC Cover

Model: **8123-xx**

Compatible with:

- Recl. Wood Cosmo Square Dining Firetable

Photographs of the protective covers shown are not to scale or in proportion.

Glass Wind Guards, Tank/End Tables, & Extension Hose



Square Glass Wind Guard

Model: **8202-WG**

Dimensions: 19¼"w x 19¼"d x 6¾"h

Compatible with:

- Cosmopolitan Square Firetable (640)
- Voro Firetable (725)
- Voro Cube (726)
- Contempo Square Firetable (784)



Rectangular Glass Wind Guard

Model: **8204-WG**

Dimensions: 35"w x 14½"d x 6¾"h

Compatible with:

- Contempo Rectangle Firetable (783)
- Cosmopolitan Rectangle Firetable (635)



Round Glass Wind Guard

Model: **8208-WG**

Dimensions: 26" diameter x 6¾"h

Compatible with:

- Fiesta Firetables (770 & 775)
- Contempo Round Firetable (782)
- Cosmopolitan Round Firetable (645)



LG. Square Glass Wind Guard

Model: **8210-WG**

Dimensions: 28"w x 28"d x 6¾"h

Compatible with:

- Cosmopolitan Square Dining Firetable (642)



LG. Rectangular Glass Wind Guard

Model: **8211-WG**

Dimensions: 43"w x 19¼"d x 6¾"h

Compatible with:

- Iron Saddle Firetable (580)
- Legend Firetable (581)



LG. Rectangular Glass Wind Guard

Model: **8212-WG**

Dimensions: 51½"w x 14½"d x 6¾"h

Compatible with:

- Milan Firetables (215 & 216)
- Legend Long LP Select Firetable (587)



LG. Rectangular Glass Wind Guard

Model: **8213-WG**

Dimensions: 43"w x 14½"d x 6¾"h

Compatible with:

- Legend LP Select Firetable (585)



LG. Rectangular Glass Wind Guard

Model: **8218-WG**

Dimensions: 51½"w x 19¼"d x 6¾"h

Compatible with:

- Iron Saddle Long Firetable (588)
- Legend Long Firetable (589)



River Curved Glass Wind Guard

Model: **8209-WG**

Dimensions: 43"w x 18¼"d x 6¾"h

Compatible with:

- River Rectangle Firetable (460)



Top shown:
FO, French Barrel Oak

Recl. Wood Contempo Tank/End Table

Model: **8510-BA-xx**

Dimensions: 20¾" diameter x 19¼"h

- Compatible with all L.P. units

*Note: Top also available in Silver Pine (SP) finish (model #: **8510-BA-SP**); base in Black Lava (BA) finish only.*



Finish shown:
CB, Café Blanco

Contempo Tank/End Table

Model: **8510-xx**

Dimensions: 20¾" diameter x 19¼"h

- Compatible with all L.P. units




10 ft. Propane Extension Hose

Model: **5110-26**

- Compatible with all L.P. units

Fireplace Accessories

Complement your fireplace with optional accessories custom made for each fireplace model. From Chimney Rain Vent Caps to Mesh Screens featuring Wrought Iron Scroll accents as well as GFRC Protector Plates, each accessory is expertly crafted with the same attention to detail and care as our fireplaces.



Finish shown:
BA, Black Lava



Chimney Rain Vent Cap

Model: **8017RV-xx**

Compatible with:

- Phoenix
- Grand Phoenix

Finish shown:
CB, Café Blanco

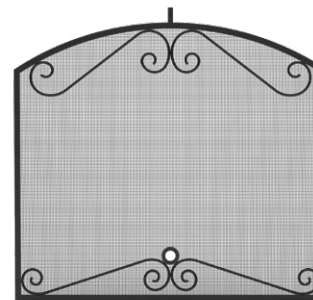


Chimney Rain Vent Cap

Model: **8073RV-xx**

Compatible with:

- Mariposa



Arched Black Scroll Screen

Model: **8250-BL**

Compatible with:

- Phoenix
- Grand Phoenix
- Mariposa



Finish shown:
CB, Café Blanco

GFRC Protector Plate

Model: **8200-xx**

Compatible with:

- Phoenix
- Grand Phoenix
- Mariposa

Gas Logs, Stones, Lava Media, & Fyre Glass



Scan for additional fireplace gas log options.



Shown: CHD-24

Charred Oak (Vented)*
Model: **CHD-xx**



Shown: CHFR-24

Charred Frontier Oak (Vent-Free)*
Model: **CHFR-xx**



Back Country Oak
Model: **BCO-27**




Desert Sage
Model: **DS-27**



Shown: G45-24-NA-SS

G45 S.S. Vented Gas Log Burner*

| MODEL # | DESCRIPTION |
|------------------------|---------------------|
| G45-xx-SS | Match-Lit (NG only) |
| G45-xx-N(P)A-SS | w/ Assembled Valve |



Shown: G10-24/30-SS

G10 S.S. Vent-Free Gas Log Burner*

| MODEL # | DESCRIPTION |
|-------------------------|----------------------|
| G10-xx(P)-SS | Manual |
| G10-xx-15(P)-SS | w/ Variable Remote |
| G10-xx-01V(P)-SS | w/ Electronic Remote |



Shown: ODG15-24/30-2VT

ODG15 S.S. Ventless Outdoor Burner

| MODEL # | DESCRIPTION |
|------------------------|--------------------|
| ODG15-24/30-02 | w/ ON/OFF Remote |
| ODG15-24/30-2VT | w/ Variable Remote |

Compatible with Foothill Oak, Foothill Split Oak, Driftwood, and Lakeshore vent-free gas log sets only.



Shown: G21-GL-24-12

G21 Contemporary Vent-Free Burner *

| MODEL # | DESCRIPTION |
|-------------------------|------------------------------|
| G21-GL-xx-12(P) | w/ ON/OFF Remote |
| G21-GL-xxG-12(P) | w/ ON/OFF Remote & Gold Trim |

Accommodates Fyre Glass & Fyre Gems only.

*Gas log sets and Burner Kits are available in multiple sizes and are to be used **with Fireplaces only**.




6" Spheres

Epic Black (FS6-4-EB)
Graystone (FS6-4-GS)



5" Spheres

Epic Black (FS5-4-EB)
Graystone (FS5-4-GS)



4" Spheres

Epic Black (FS4-4-EB)
Graystone (FS4-4-GS)
Carrera Marble (FS4-4-CM)

3" Spheres

Epic Black (FS3-4-EB)
Graystone (FS3-4-GS)

2" Spheres

Epic Black (FS2-4-EB)
Graystone (FS2-4-GS)



**20-pc. Designer River Rock
Fyre Stones**

Model: **STN-20**



10-pc. River Rock Fyre Stones

Model: **STN-10**



Creekstones, Greige

20 lbs. (Approx. 140 pcs.)

Model: **CSTN-20-G**



Creekstones, Cloud

20 lbs. (Approx. 140 pcs.)

Model: **CSTN-20-C**



Creekstones, Mixed

20 lbs. (Approx. 140 pcs.)

Model: **CSTN-20-CG**



Creekstones, Black

20 lbs. (Approx. 140 pcs.)

Model: **CSTN-20-B**



Prairie Oak

Model: **PRO-27**



Beachwood Logs w/ Stones

Model: **OCBW-34**



Campfyre Logs w/ Wood Chips

Model: **OCL-34**



36-pc. Wood Chunks

Model: **WCD-36**



Lava Stones

Model: **LVS-35** (35 lbs)

Model: **LVS-15** (15 lbs)



Lava Coals

Model: **LFC-10** (10 lbs)



Lava Granules

Model: **LF-10** (10 lbs)



Charred Branches

Model: **BDC-4**



Desert Sage Branches

Model: **BDS-2**

Fyre Glass



Azuria
GL-xx-F



Black
GL-xx-B



Bronze
GL-xx-Z



Caribbean Blue
GL-xx-N



Clear
GL-xx-C



Emerald
GL-xx-E



Star Fyre
GL-xx-W

Reflective Fyre Glass



Azuria Reflective
GL-xx-FR



Black Reflective
GL-xx-BR



Bronze Reflective
GL-xx-ZR



Caribbean Blue Reflective
GL-xx-NR



Copper Reflective
GL-xx-QR



Emerald Reflective
GL-xx-ER



Gold Reflective
GL-xx-HR



Champagne Reflective
GL-xx-CR

Fyre Gems



Black Pearl
GLG-xx-J



Blue Topaz
GLG-xx-T



Champagne
GLG-xx-D



Deep Amber
GLG-xx-A



Emerald
GLG-xx-E



Glacier
GLG-xx-C



Sapphire
GLG-xx-S



Ruby
GLG-xx-RY

Diamond Nuggets



Clear
GLD-xx-C



Steel Blue
GLD-xx-SB



Emerald
GLD-xx-E





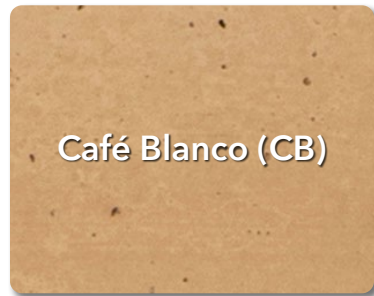
Pacific Blue
GLD-xx-PB



Deep Black
GLD-xx-DB

Due to the manufacturing process, glass color shade and density will vary.

Finish Colors



Antique Finishes



Table Top Options



| PRODUCT DESCRIPTION | FINISH COLORS | ANTIQUE FINISHES | TABLE TOP OPTIONS | |
|--------------------------------|-------------------|------------------|-------------------|-------------|
| | | | FRENCH BARREL OAK | SILVER PINE |
| FIREPLACES | | | | |
| Phoenix | ● | | | |
| Grand Phoenix | ● | | | |
| Mariposa | ● | | | |
| Milan Linear (Tall and Low) | ● | ● | | |
| Contractor's Model | White Concrete | | | |
| Contractor's Model w/ Moulding | | | | |
| FIRETABLES | | | | |
| Calais Oval | ● | ● | | |
| Contempo* | ● | ● | ● | ● |
| Contempo LP Select * | ● | ● | ● | ● |
| Contempo LP Select Long * | ● | ● | ● | ● |
| Cosmopolitan* | ● | ● | ● | ● |
| Fiesta | ● | ● | | |
| Iron Saddle | ● | ● | | |
| Iron Saddle Long | ● | ● | | |
| Legend | ● | ● | | |
| Legend Long | ● | ● | | |
| Legend LP Select | ● | ● | | |
| Legend LP Select Long | ● | ● | | |
| Meadow | ● | ● | | |
| Milan Linear (Tall and Low) | ● | ● | | |
| Voro | ● | ● | | |
| FIRE BOWLS | | | | |
| Fire Bowls | ● | ● | | |
| Marseille | ● | ● | | |
| Bordeaux | ● | ● | | |
| Reclaimed Wood Bordeaux | | | ● | ● |
| FIRE PITS | | | | |
| Contractor's Model | ● | ● | | |
| Louvre | ● | ● | | |
| FIRE URNS & LANTERN | | | | |
| Eclipse | ● | ● | | |
| Wave | ● | ● | | |
| Magnolia Lantern | ● | ● | | |

*Bases on Reclaimed Wood Firetables are available in Black Lava (BA) finish only.

Note: American Fyre Designs™ products are individually handcrafted and finishes shown are subject to slight texture and color variation.

AMERICAN FYRE DESIGNS™ LIMITED WARRANTY HIGHLIGHTS

THREE (3) YEAR WARRANTY

AMERICAN FYRE DESIGNS™ EXTERIOR (GFRC) FIRE FEATURES AND ACCESSORIES ARE WARRANTED FOR **THREE (3) YEARS**

ONE (1) YEAR WARRANTY

ALL AMERICAN FYRE DESIGNS™ VALVES, BURNERS, ELECTRICAL COMPONENTS, AND CONTROLS (EXCLUDING BATTERIES) ARE WARRANTED FOR **ONE (1) YEAR**

THIS WARRANTY APPLIES TO THE ORIGINAL PURCHASER WITH INVOICE OR PROOF OF PURCHASE AND TO SINGLE FAMILY RESIDENTIAL USE ONLY. FOR ADDITIONAL INFORMATION REGARDING THIS WARRANTY, OR TO PLACE A WARRANTY CLAIM CONTACT YOUR AUTHORIZED AMERICAN FYRE DESIGNS™ DEALER

Diagrams, illustrations and photographs are not to scale – consult installation instructions.

Product designs, materials, dimensions, specifications, colors and prices are subject to change or discontinuance without notice.



14724 Proctor Ave • City of Industry, CA 91746

Phone (626) 369-5085 • Fax (626) 369-5979

www.americanfyredesigns.com